

MOBILE TATTERS GUILD


"Playing With String Since 1987"

July 2009

From the Editor

I hope all is going well on the Friendship doily. The corrected Row 2 was uploaded to the website and emailed to the members that have an email address. It was snail mailed to the ones that did not have an email address. If you did not receive it, please let me know. I am sorry for the inconvenience.

We talked about a challenge at the June meeting. The challenge is using the Trinka Angel pattern that appeared in



the June newsletter. The challenge is to "fill in the skirt" of the Angel. Use your creative brain cells and tat something wonderful for your Angel's skirt. The big reveal will be at the Christmas Party. So you have plenty of time to be creative.

Toodles!

JB

Thank You

Thank you for the donation of \$150.00 to be used to purchase diapers for our residents.

Were it not for the help of friends like the Mobile Tatters Guild, we would not be able to provide as well as we do for our residents. Please express our appreciation to each member of the Guild and let them know how much their kindness means to us.

We are truly grateful for all that you do.

Very truly yours,

Rose Marie Pugh
Executive Director
Mulherin Custodial Home

Upcoming Meetings

Mobile Tatters Guild

**Monday, July 6,
at 7:00 p.m.**

Blacksher Hall
1056 Government Street,
251-433-3875

Knitter's Guild of Mobile

**4th Monday of each month
Blacksher Hall**

1056 Government Street,
251-433-3875.

Next Meeting is Monday, July
27, at 7:00 p.m.

Happy 4th of July!



visit us online: www.graci.org/tatting

Inside this issue:

UPCOMING MEETINGS	1
SHOW AND TELL	2
RECIPE	4
PATTERN: 2009 FRIENDSHIP DOILY— ELLIPSE (ROW 4)	5


Show and Tell



Sue Reed tatted the edging from the pillowcases. They are a part of a set of sheets for her daughter for Christmas. The Bonnet is from *Tatting for Baby, #2 Daisies and Net*. It is for her great granddaughter.



The crosses were tatted by Sharon Thomas. The Blue Celtic Cross was designed by Jane Eborall and can be found on her patterns webpage. The pink cross is a pattern she found online on separate website .



Elizabeth Birmingham tatted the flowers from Linda Davies' *Summer Collection of Flowers*. The heart is also a Linda Davies design. The teapot is from *Tatting is for Tea* by Martha Ess.






Sherron Mosley knitted this cape for her daughter in law. Elizabeth is modeling it. Pretty.



Here is the wedding dress that Janine Stebbins' mother made of silk netting. Check out the picture of her wearing it. What a beautiful bride.



JB tatted the heart from Karey Solomon's pattern that appeared in a previous newsletter. The snowflake is a duplicate that she made for her tree after making one for a recent heart exchange.



Adair Baker tatted these crosses from the *Visual Tatting Patterns* book. The bookmark came from an online pattern. She is doing exceptionally well for a newbie tatter.



Recipe—Calla Lily Tea Sandwiches

Makes about 4 dozen sandwiches.

1 (5.2 ounce) package garlic and herb-flavored Boursin cheese, softened

1 (3 ounce) package cream cheese, softened

1/4 cup finely chopped toasted walnuts

1/8 teaspoon ground cayenne pepper

1/8 teaspoon ground black pepper

48 slices white bread

Paprika

2 carrots, peeled

Garnish: green onions

In a small bowl, combine Boursin cheese, cream cheese,

walnuts, cayenne pepper, and pepper. Beat at medium speed with an electric mixer until creamy.

Using a 2 1/2 inch cutter, cut 48 rounds from bread. With a rolling pin, roll each bread round to 1/8 inch thickness.

Spread approximately 1 teaspoon cream cheese mixture on each bread round. Sprinkle center with paprika, and fold bottom of prepared bread round over, pinching end to seal.

Cut small pieces of carrot, and place in center of each sandwich for flower stamen. Garnish with green onion tops to form stems, if desired.

Reminder


Wellslee's All Strung Out is having a "Christmas in July" sale. Please bring a tatted item that we can sell. Remember this is how we make money for the guild.

We have sold several tatted items at Wellslee's.

Check out Sherron's finger. She kept tape on it until she completed Row 2. It was her measurement for the spaces between the rings.



Here is row 3 for the Friendship doily. It's growing. Stay tuned!



2009 Friendship Doily

Pattern: Ellipse from *Elegant Tatting Patterns* by Janet Carroll ©1996. Printed with permission from Dover Publications.

SH—Shuttle

R—Ring

cl—Close

RW—Reverse work

Ch-c—hain

Smp—small picot

J—join

Ctr—center

Row 4 R 4d, p, 4d, 3 p sep by 1d, 4d, p, 4d, cl. RW.

Ch 6d, p, 2d, p, 2d, j to 3rd p on ch to left of 3-ring cluster of last row, 2d, p, 2d, p, 6d. RW.

R 4d, p, 4d, 3 p sep by 1d, 4d, p, 4d, cl. RW.

*Ch 16d, j to first p on ctr ring of cluster, 13d. RW.

3-Ring Cluster—R 8d, 4 p sep by 2d, 4d, smp, 4d, cl.

R 4d, j to smp, 5d, 3 p sep by 2d, 5d, smp, 4d, cl.

R 4d, j to smp, 4d, 4 p sep by 2d, 8d, cl. RW.


Ch 13 d, j to 3rd p on ctr ring of cluster, 16d. RW.

**R 4d, p, 4d, 3 p sep by 1d, 4d, p, 4d, cl. RW.

Ch 6d, p, 2d, p, 2d, j to 3rd p of next ch, 2d, p, 2d, p, 6d. RW.

† Rep from ** 14 times omitting the last ch. Rep from * to ** once, then from ** to † 13 times. J to base of first ch. Cut and tie.

2009 Friendship Doily Mobile Tatter's Guild Pattern: Ellipse ELEGANT TATTING PATTERNS by Janet Carroll									
	Size 20								
	1	2	3	4	5	6	7	8	9
1	Adair B.	Elizabeth B.	Sharon T.	J.B. L.	Sherron M.	Mary Ann P.	Coutie R.	Elise R.	Jeanine S.
2	Elizabeth B.	Sharon T.	J.B. L.	Sherron M.	Mary Ann P.	Coutie R.	Elise R.	Jeanine S.	Vincentine W.
3	Sharon T.	J.B. L.	Sherron M.	Mary Ann P.	Coutie R.	Elise R.	Jeanine S.	Vincentine W.	Adair B.
4	J.B. L.	Sherron M.	Mary Ann P.	Coutie R.	Elise R.	Jeanine S.	Vincentine W.	Adair B.	Elizabeth B.
5	Sherron M.	Mary Ann P.	Coutie R.	Elise R.	Jeanine S.	Vincentine W.	Adair B.	Elizabeth B.	Sharon T.
6	Mary Ann P.	Coutie R.	Elise R.	Jeanine S.	Vincentine W.	Adair B.	Elizabeth B.	Sharon T.	J.B. L.
7	Coutie R.	Elise R.	Jeanine S.	Vincentine W.	Adair B.	Elizabeth B.	Sharon T.	J.B. L.	Sherron M.
8	Elise R.	Jeanine S.	Vincentine W.	Adair B.	Elizabeth B.	Sharon T.	J.B. L.	Sherron M.	Mary Ann P.
9	Jeanine S.	Vincentine W.	Adair B.	Elizabeth B.	Sharon T.	J.B. L.	Sherron M.	Mary Ann P.	Coutie R.
10	Vincentine W.	Adair B.	Elizabeth B.	Sharon T.	J.B. L.	Sherron M.	Mary Ann P.	Coutie R.	Elise R.



Subscribe!

What a Deal! Annual Membership of \$15.00 includes your subscription to this lovely newsletter. Subscriptions run from January through December. For partial year subscription, pay \$1.25 per month.

Example: August->Dec = 5 months, X \$1.25 = \$6.25.

Mail checks to:

Mobile Tatter's Guild
c/o Mary Ann Pugh, Treasurer
P.O. Box 1206
Fairhope, AL 36533

NAME: _____

ADDRESS: _____

CITY, STATE & ZIP: _____

PHONE NUMBER: _____

BIRTHDATE: _____

EMAIL: _____

CHECK HERE IF YOU DO NOT WISH YOUR ADDRESS OR
PHONE NUMBER LISTED IN THE DIRECTORY WHICH IS
ONLY DISTRIBUTED TO MEMBERS

MOBILE TATTERS
GUILD

July 2009 Newsletter

JB Locke, Editor
5290 Lemans Dr W
Satsuma, AL 36572-2623
JL@PEPPER.NET

